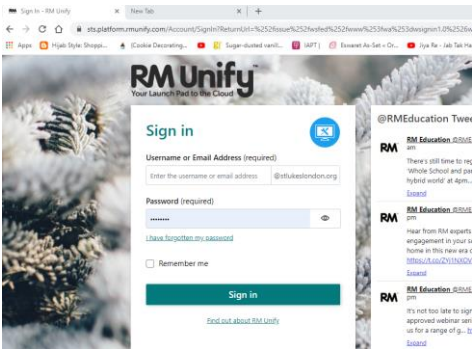
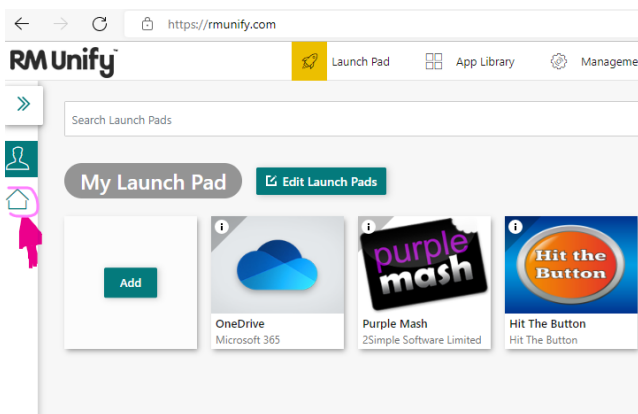


How to log onto Microsoft Teams


- 1) First sign into your RM Unify using your child's sign in detail. This should be the first letter of their first name, followed by their surname for an example: **Jbloggs@stlukes.school**
Please ensure you do not change the password as this is unique and has been allocated specifically for your child/ren. Children also use this same password in school to access work.



- 2) Ensure you are on the homepage, as circled in pink, in the top left-hand corner

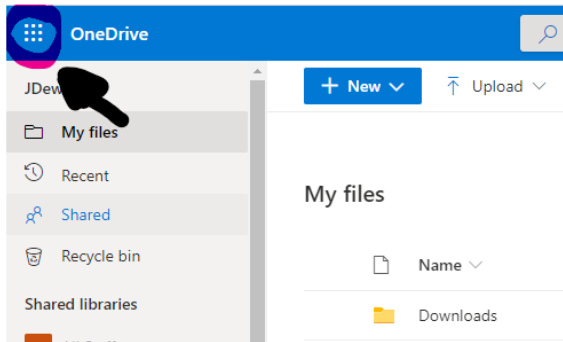


- 3) Click the One drive tile (blue cloud):




How to log onto Microsoft Teams

4) Click the waffle at the top left-hand corner, (as circled):



5) Select Teams:



6) This will bring you to the Teams homepage, where you can select your child's class tile and access work that has been set for your child/ren:

