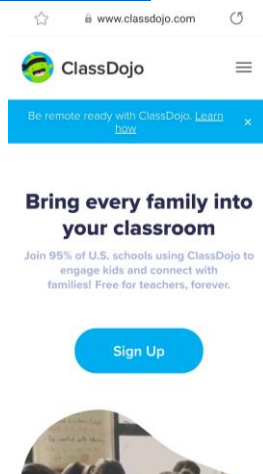
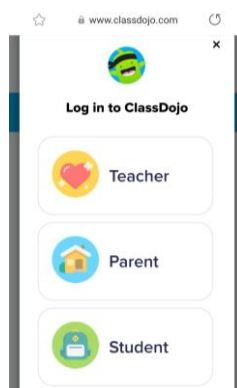


Explanation of how to access your child's learning on Class Dojo:

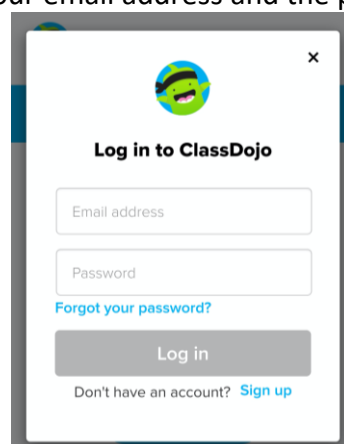
1) Log onto the website [www.classdojo.com](http://www.classdojo.com) The home page looks like this:



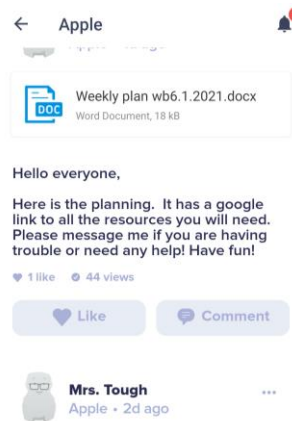
2) Parents need to then select parent or student to login:



3) You can then login using your email address and the password you set up:



- 4) Once you are logged in please go to the **class story** page. Here you can read interactions from the staff and find the weeks planning:



- 5) When your child has completed a piece of work please go to their portfolio and select the blue and white + symbol to upload their work as either a photo, file or video:



- 6) Once you have uploaded the work a member of staff will go on and approve the work, then make a comment below for you to share with your child:



7) Once the adult has approved and commented on the work it will remain in your child's portfolio



8) Your child will then also receive a class dojo point for their hard work

